

GATE DRIVE TRANSFORMER

Ruggedized



PL2064NL



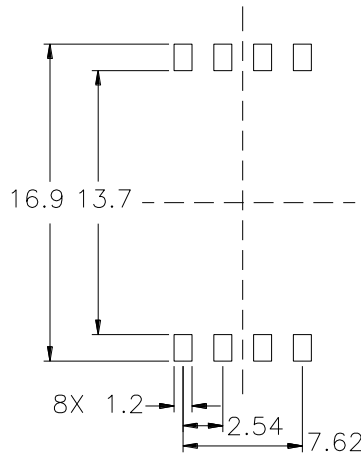
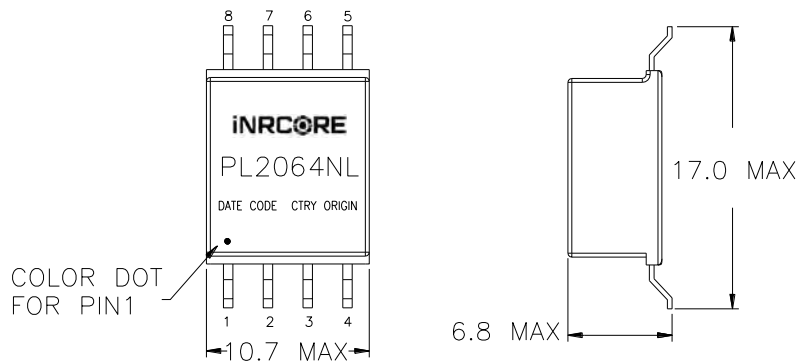
- ⚙️ 3750Vac isolation between gate and drive
- ⚙️ Basic insulation (8mm creepage/clearance)
- ⚙️ Operating frequency: 100KHz and up

Electrical Specifications 25°C - Operating Temperature -40°C to +130°C

Part Number	Turns Ratio 100kHz 0.1Vrms (± 3%)	Inductance 100kHz/0.1Vrms (μH MIN)	Leakage Inductance Gate to Drive (μH MAX)		DCR Drive (1-10) (mΩ ±20%)	Hi-Pot 60Hz 60s (Vrms)
			(3-4)	(5-6):(7-8)		
PL2064NL	(3-4):(5-6):(7-8)	(3-4)	(3-4)	(5-6):(7-8)	(3-4) short 5,6,7,8	(3-4) TO (5,6,7,8)
	1:2.5:2.5	162	280	560	710	3750

Mechanical

PL2064NL



SUGGESTED PAD LAYOUT

DIMENSIONS: MM

UNLESS OTHERWISE SPECIFIED,

ALL TOLERANCES ARE ±0.25

WEIGHT.....1.35GRAMS

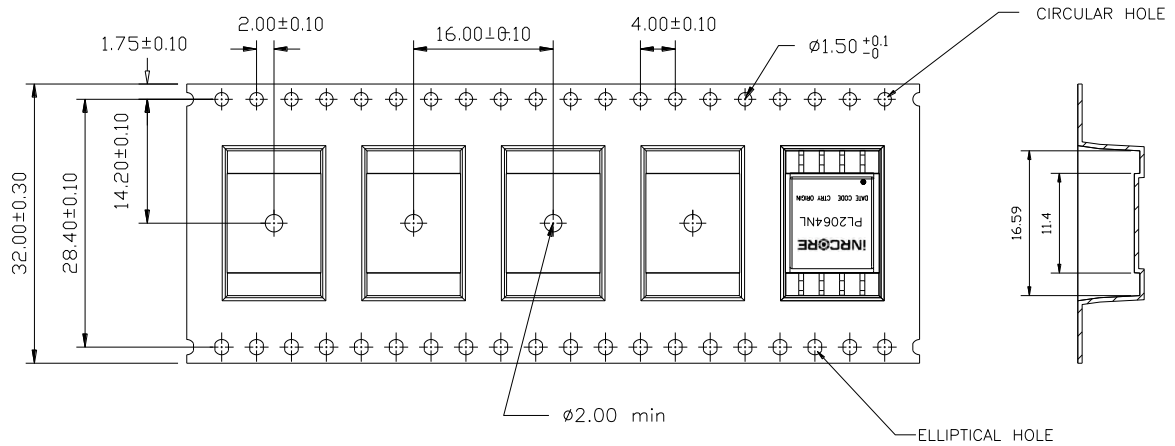
TAPE & REEL.....550PCS/REEL

TRAY.....50PCS/TRAY



Tape & Reel Layout

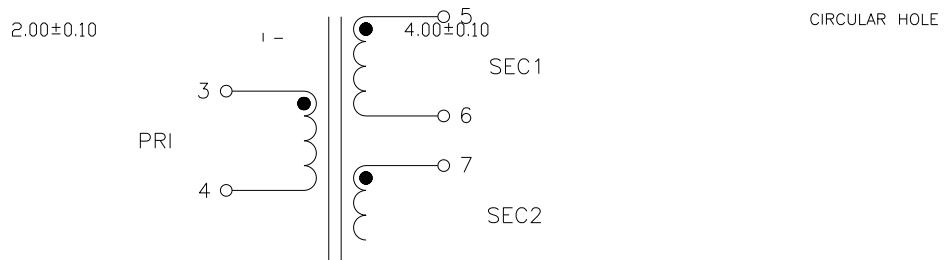
PL2064NL



TAPE AND REEL LAYOUT

Schematic

PL2064NL



For More Information

iNRCORE, LLC
311 Sinclair Road Bristol,
PA 19007-6812 U.S.A
Tel: + 1.215.781.6400
Fax: +1.215.7816430

Global Sales Representatives and Locations:
<http://www.inrcore.com>

Performance warranty of products offered on this data sheet is limited to the parameters specified. Data is subject to change without notice. Other brand and product names mentioned herein may be trademarks or registered trademarks of their respective owners. © Copyright, 2020. iNRCORE, LLC. All rights reserved.

